

YOONAD VALVE (WUXI) CO.,LTD

友耐得阀门(无锡)有限公司

多层次硬密封蝶阀 **MULTI LEVEL HARD SEAL BUTTERFLY VALVE**

金属硬密封蝶阀 **METAL TO METAL SEALED BUTTERFLY VALVE**

高性能蝶阀 **HIGH PERFORMANCE BUTTERFLY VALVE**

口径 Size: 1½" - 24" (40 - 600 mm)

压力 Pressure: ASME Class 150 - 2500LB

标准 Standard: API 609

材质 Materials: B367 Gr. C-2, A494 CY40, B752 702C,
A890/A995 4A, 904L, A216 WCB, A351 CF8, A351.CF3M

蝶阀系列 BUTTERFLY VALVE SERIES B



全金属密封蝶阀的特点

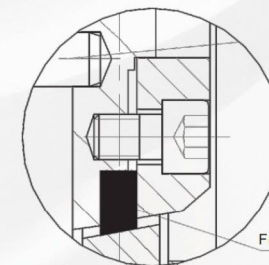
FEATURES OF FULL METAL SEALED BUTTERFLY VALVE

yoonad®

产品特征 Features Of Product

- 防静电
- 防飞出阀杆
- V型填料密封
- 单向或双向密封
- 双偏移或三偏移结构
- 带ISO 5211顶部法兰的裸阀杆

- Anti-static
- Blow-out Proof Stem
- V-type Packing Seals
- Zero Leakage
- Uni-directional or Bi-directional Sealing
- Double Offset or Triple Offset Structure
- Bare Stem with ISO 5211 Top Flange



全金属密封圈
Full Metal Sealing Ring

设计特征 Design Features

全金属表面硬化处理阀座和密封圈的设计，在启闭频繁的情况下该阀门仍能保持高密封性能，避免了普通的多层次密封结构不耐冲刷的弊端，极大提高了阀门的使用寿命！

The design of the valve seat and sealing ring with all metal surface hardening treatment can maintain high sealing performance even in frequent opening and closing situations, avoiding the disadvantage of ordinary multi-level sealing structures that are not resistant to erosion and greatly improving the service life of the valve!

阀门始终保持优越的双向密封性能，其密封完全由驱动装置提供的扭矩实现密封。阀门在高、低压下均能可靠密封。密封性能检测结果符合API609、ISO5208等标准规定。

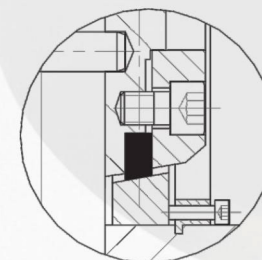
The valve always maintains superior bidirectional sealing performance, and the sealing of valve is completely achieved by the torque provided by the driving device. The valve can reliably seal under high and low pressure. The sealing performance test results comply with standards such as API609 and ISO5208.

全金属密封副结构，使阀门具有防火特性，测试结果符合API607的规定。

The all metal sealing secondary structure endows the valve with fire resistance characteristics, and the test results comply with the provisions of API607.

阀座和密封圈可更换设计，便于阀门现场维护保养。

Replaceable valve seat & sealing ring design is convenient for valve maintenance and upkeep.



可更换阀座和密封圈
Replaceable valve seat & sealing ring

组合式填料密封，确保阀门最大泄漏率≤20ppm。可选用动载密封结构，使填料持久密封，延长填料免维护周期。

Combination packing seal ensures that the maximum leakage rate of the valve is ≤ 20ppm. Dynamic load sealing structure can be selected to ensure long-lasting sealing of the packing and extend the maintenance free cycle of the packing.

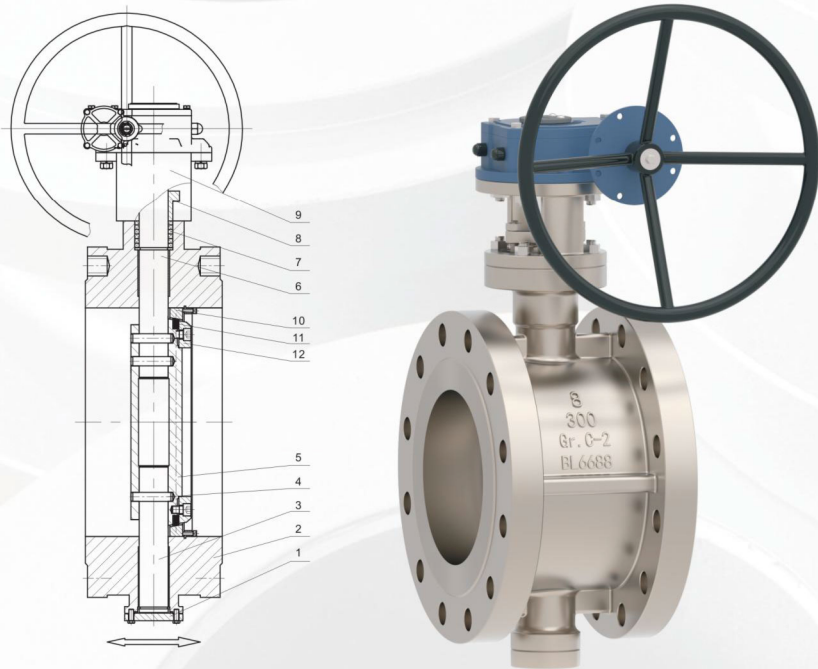
阀杆可设计成符合API609之规定的“防吹出”结构。

The valve stem can be designed as an "anti blow out" structure in accordance with API609 regulations.

可根据产品的实际使用工况要求，对阀体阀板材料选型选材及密封结构的多种优化配置，以满足用户对产品性能的不同需求。

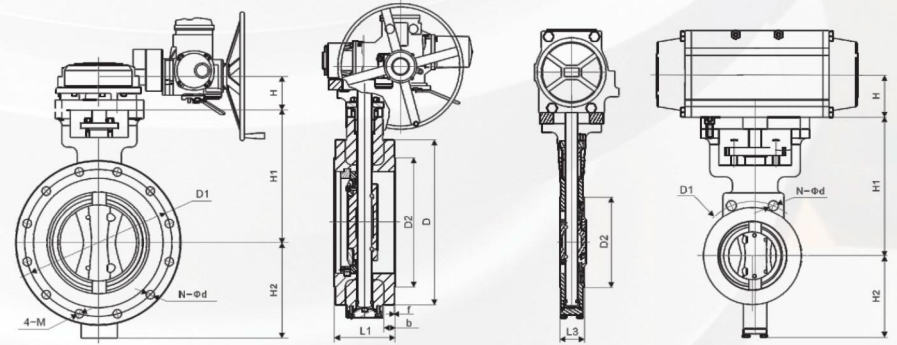
According to the actual operating conditions of the product, various optimized configurations of valve body and valve plate materials and sealing structures can be selected to meet the different performance requirements of users.

蝶阀系列 BUTTERFLY VALVE SERIES B



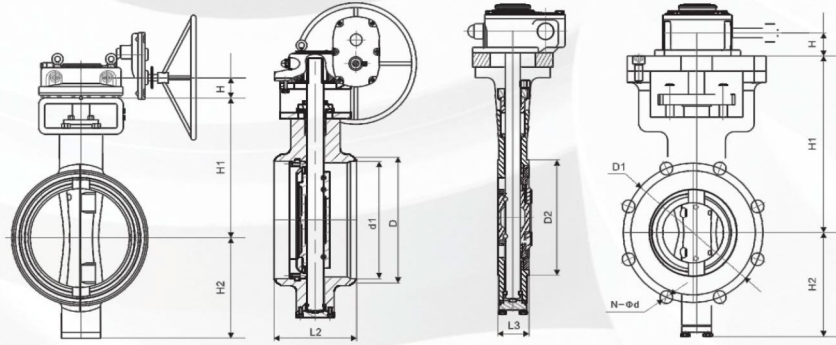
部件材料 Materials of Parts

序号 No	部件名称 Part Name	材料 Material		
		钛Titanium	锆Zirconium 705	WCB
1	底盖 Bottom Cover	B367 Gr. C-2	B752 705C	25
2	阀体 Body	B367 Gr. C-2	B752 705C	A216 WCB
3	下阀杆 Lower Stem	B381 Gr. F-2	A493 R60705	17-4PH
4	销 Pin	B348 Gr. 2	B550 R60705	304
5	蝶板 Disc	B367 Gr. C-2	B752 705C	CF8
6	上阀杆 Upper Stem	B381 Gr. F-2	A493 R60705	17-4PH
7	填料 Packing	石墨Graphite	石墨Graphite	石墨Graphite
8	压盖 Gland	B367 Gr. C-2	A493 R60705	A216 WCB
9	支架 Yoke	CS	CS	CS
10	阀座 Seat	钛Titanium	锆Zirconium	304+镀铬Chromium Plating
11	密封圈 Sealing Ring	钛Titanium	锆Zirconium	304+氮化Nitridation
12	压板 Pressure Plate	304	304	304



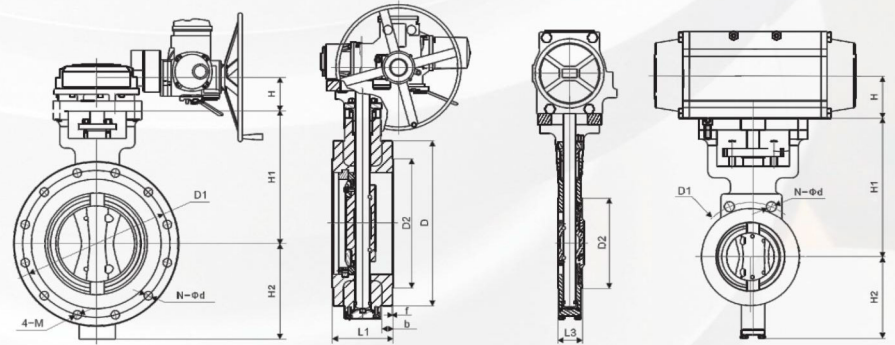
尺寸 Dimensions

口径Size		L1	L2	L3	D	D1	D2	b	f	N-φd	M	d1	H	H1	H2
in	mm	Class 150													
2"	DN50	108	150	43	150	120.7	92.1	17.5	2	4-φ19	5/8	52.5	206	104	25
3"	DN80	114	180	48	190	152.4	127	22.3	2	4-φ19	5/8	77.9	235	129	31
4"	DN100	127	190	54	230	190.5	157.2	22.3	2	4-φ19	5/8	102.3	258	142	37
5"	DN125	140	200	56	255	215.8	185.7	22.3	2	4-φ22	3/4	128.2	277	166	43
6"	DN150	140	210	57	280	241.3	215.9	23.9	2	4-φ22	3/4	154.1	290	179	49
8"	DN200	152	230	64	345	298.5	269.9	27	2	4-φ22	3/4	202.7	327	213	55
10"	DN250	165	250	71	05	362	323.8	28.6	2	8-φ26	7/8	254.5	356	251	61
12"	DN300	178	270	81	485	431.8	381	30.2	2	8-φ26	7/8	304.8	403	292	79
14"	DN350	190	290	92	535	476	412.8	33.4	2	8-φ29	1	336.6	454	332	94
16"	DN400	216	310	102	595	539.8	469.9	35	2	12-φ29	1	387.4	477	363	92
18"	DN450	222	330	114	635	577.9	533.4	38.1	2	12-φ32	1 1/8	434.9	531	384	104
20"	DN500	229	350	127	700	635	584.2	41.3	2	16-φ32	1 1/8	482.6	601	427	112
24"	DN600	267	390	154	815	749.3	692.2	46.1	2	16-φ35	1 1/4	581.1	658	490	125
28"	DN700	292	430	229	835	795.3	762	43	2	36-φ22	3/4	672.7	695	548	126
32"	DN800	318	470	241	940	900.1	864	44.6	2	44-φ22	3/4	770.7	825	667	130
36"	DN900	330	510	241	1055	1009.6	972	50.9	2	40-φ26	7/8	869.3	888	728	139
40"	DN1000	410	550	300	1175	1120.8	1080	54.1	2	40-φ30	1	967.3	982	787	182
48"	DN1200	470	630	360	1390	1335.1	1289	63.6	2	40-φ33	1 1/8	1164	1116	906	195



尺寸 Dimensions

口径Size		L1	L2	L3	D	D1	D2	b	f	N-φd	M	d1	H	H1	H2
in	mm	Class 300													
2"	DN50	150	150	43	165	120	92.1	20.7	2	4-φ19	5/8	52.5	147	130	27
3"	DN80	180	180	48	210	168.3	127	27	2	4-φ22	3/4	77.9	172	156	30
4"	DN100	190	190	54	255	200	157.2	30.2	2	4-φ22	3/4	102.3	208	177	29
5"	DN125	200	200	56	280	235	185.7	33.4	2	4-φ22	3/4	128.2	282	215	58
6"	DN150	210	210	59	320	269.9	215.9	35	2	8-φ22	3/4	154.1	283	216	57
8"	DN200	230	230	73	380	330.2	269.9	39.7	2	8-φ26	7/8	202.7	300	252	71
10"	DN250	250	250	83	445	387.4	323.8	46.1	2	12-φ29	1	254.5	341	293	70
12"	DN300	270	270	92	520	450.8	381	49.3	2	12-φ32	1 1/8	304.8	404	332	69
14"	DN350	290	290	117	585	514.4	412.8	52.4	2	16-φ32	1 1/8	336.6	426	363	68
16"	DN400	310	310	133	650	571.5	469.9	55.6	2	16-φ35	1 1/4	387.4	482	399	97
18"	DN450	330	330	148	710	628.6	533.4	58.8	2	20-φ35	1 1/4	434.9	546	430	99
20"	DN500	350	350	158	775	685.8	584.2	62	2	20-φ35	1 1/4	482.6	580	466	118
24"	DN600	390	390	181	915	812.8	692.2	68.3	2	40-φ42	1 1/2	581.1	650	547	117
28"	DN700	430	430	229	920	857.2	787	87.4	2	32-φ36	1 1/4	672.7	815	608	186
32"	DN800	470	470	241	1055	977.9	902	101.6	2	28-φ42	1 1/2	770.7	876	740	185
36"	DN900	510	510	241	1170	1089	1010	101.6	2	28-φ45	1 5/8	869.3	957	801	184
40"	DN1000	550	550	300	1275	1190.6	1114	114.3	2	36-φ45	1 5/8	967.3	928	772	183
48"	DN1200	630	630	360	1510	1416	1327	127	2	36-φ51	1 7/8	1164	1019	873	232



尺寸 Dimensions

口径Size		L1	L2	L3	D	D1	D2	b	f	N-φd	M	d1	H	H1	H2
in	mm	Class 600													
2"	DN50	150	150	43	165	127	92.1	25.4	7	4-φ19	5/8	52.5	185	137	43
3"	DN80	180	180	54	210	168.3	127	31.8	7	4-φ22	3/4	77.9	213	158	48
4"	DN100	190	190	64	275	215.9	157.2	38.1	7	4-φ26	7/8	102.3	220	194	49
5"	DN125	200	200	70	330	266.7	185.7	44.5	7	4-φ29	1	128.2	250	223	83
6"	DN150	210	210	78	355	292.1	215.9	47.7	7	8-φ29	1	154.1	318	239	87
8"	DN200	230	230	102	420	349.2	269.9	56.6	7	8-φ32	1 1/8	198.5	332	280	88
10"	DN250	250	250	117	510	431.8	323.8	63.5	7	12-φ35	1 1/4	247.7	394	326	89
12"	DN300	270	270	140	560	489	381	66.7	7	16-φ35	1 1/4	295.3	459	357	120
14"	DN350	290	290	155	605	527	412.8	69.9	7	16-φ39	1 3/8	325.4	470	381	121
16"	DN400	310	310	178	685	603.2	469.9	76.2	7	16-φ42	1 1/2	363.5	575	427	142
18"	DN450	330	330	200	745	654	533.4	82.6	7	16-φ45	1 5/8	409.5	625	468	143
20"	DN500	350	350	216	815	723.9	584.2	88.9	7	20-φ45	1 5/8	455.6	661	504	140
24"	DN600	390	390	232	940	838.2	692.2	101.6	7	20-φ52	1 7/8	547.7	747	569	190